



# Nordic Tech M&A Market Report

LNP Corporate Finance

*Q1 2024*



# 94 deals recorded in Q1 of 2024 in the Nordic Tech-Industry



**94**

deals in Q1 2024



**74**

average deals last 4 quarters



**294**

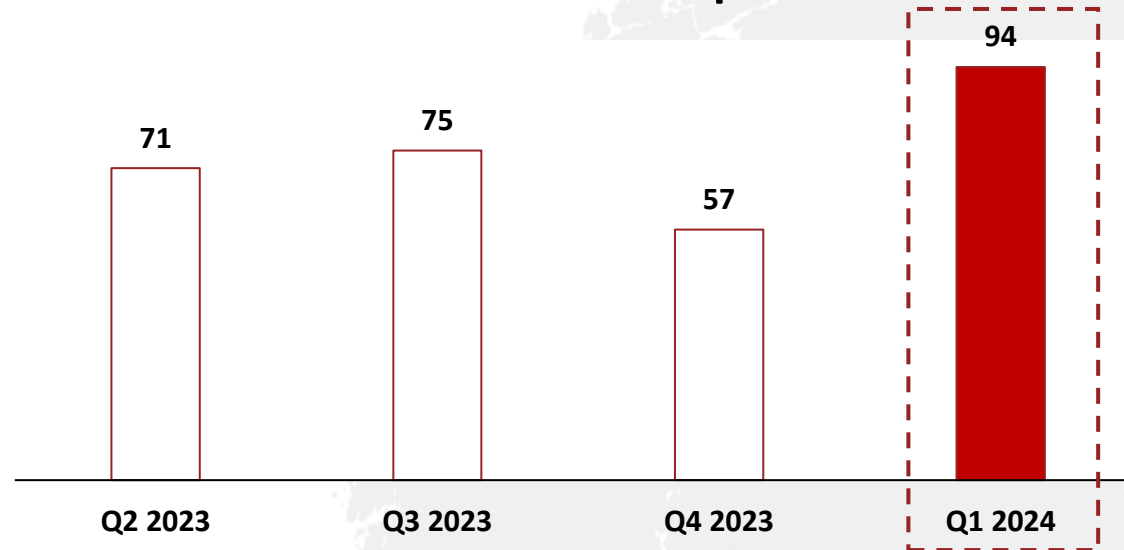
deals recorded last 4 quarters



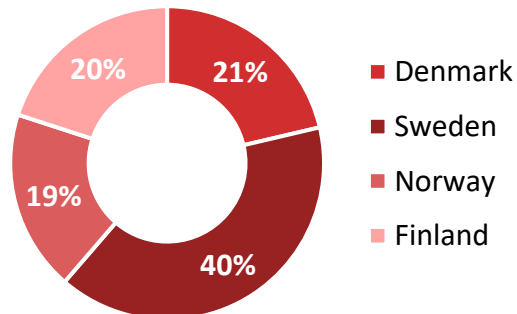
**73%**

of buyers were of Scandinavian origin

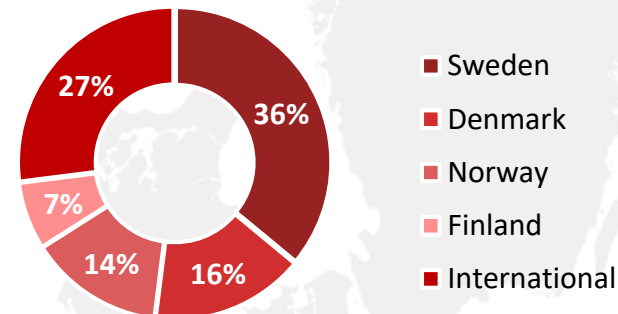
Nordic Tech deals last 4 quarters



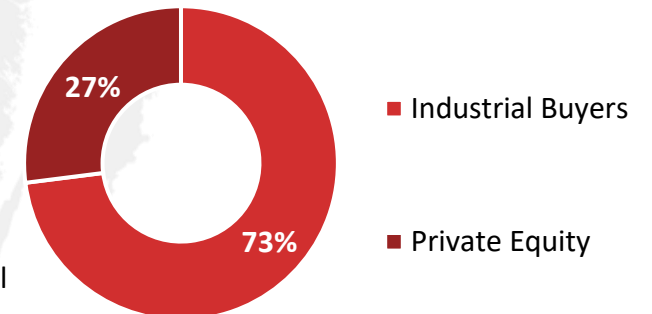
Deals by target country



Deals by acquirer origin



Type of acquirer



# Development by Tech Segment

Development in Q1 2024 compared with the average of the last 3 quarters



The number of transactions involving **SW-companies** increased 74% compared to the average of the previous 3 quarters



The number of transactions involving **IT-Consultants** increased 32% compared to the average of the previous 3 quarters



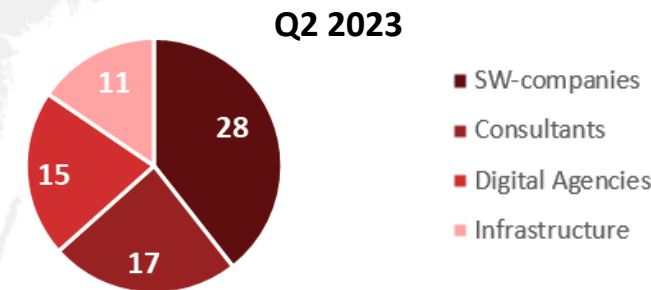
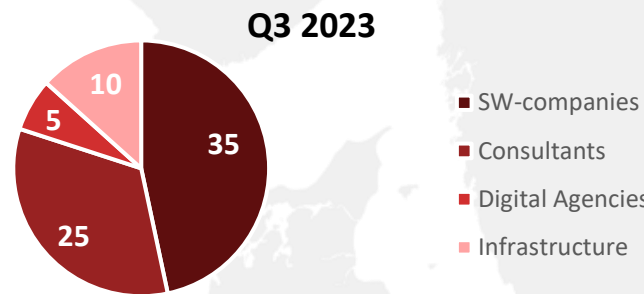
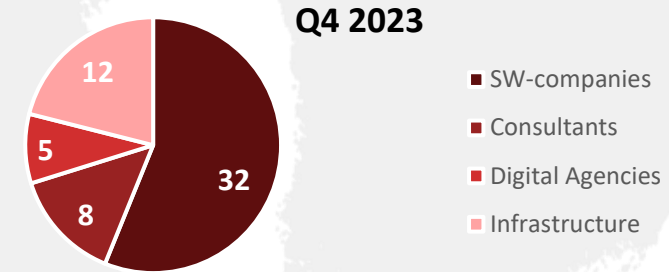
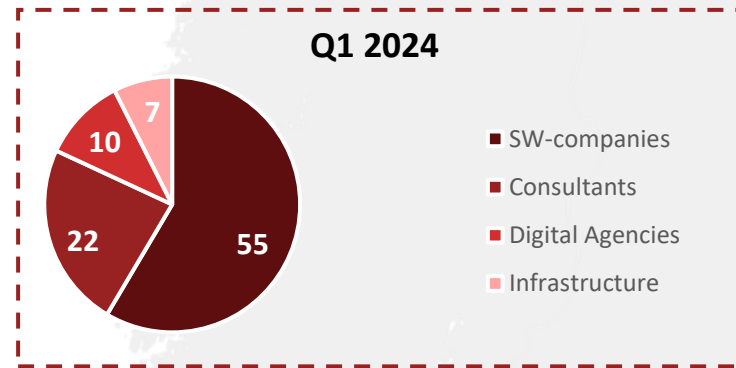
The number of transactions involving **Digital Agencies** increased 20% compared to the average of the previous 3 quarters



The number of transactions involving **Infrastructure** decreased 36% compared to the average of the previous 3 quarters

April 2024

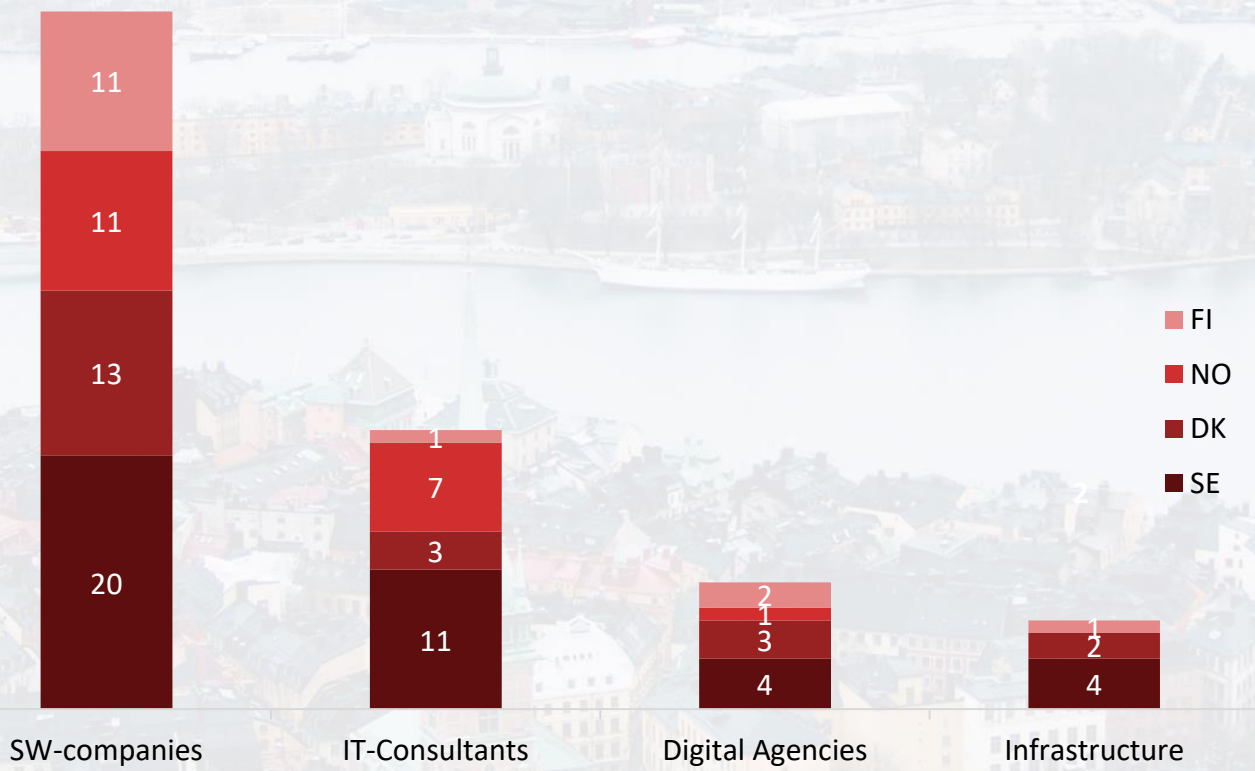
## Acquisitions by target Tech Segment



# Target company geography by Tech Segment

Q1 2024

60  
50  
40  
30  
20  
10  
0



## Insights

In Q1 2024, we recorded 94 acquisitions, which is 39% more than the average number of tech deals in Q2-Q4 2023.

Most deals have been recorded in Sweden with 41% of the total amount of deals. Fewest deals has been recorded in Norway and Finland, each representing 20% and 16%.

SW-companies have, as usual, been the most popular segment this quarter, with the majority of deals recorded in Sweden and Denmark.

Deals involving SW-companies and IT-Consultants companies has increased with 74% and 32% compared to the average of the previous 3 quarters.

# Selection of most active acquirers of **Nordic Tech Companies** in Q1 2024

*All buyers have acquired 2 or more companies*

## Private Equity Owned

Acquirer	Owner
----------	-------



## Publicly Listed Companies



## Private Equity

